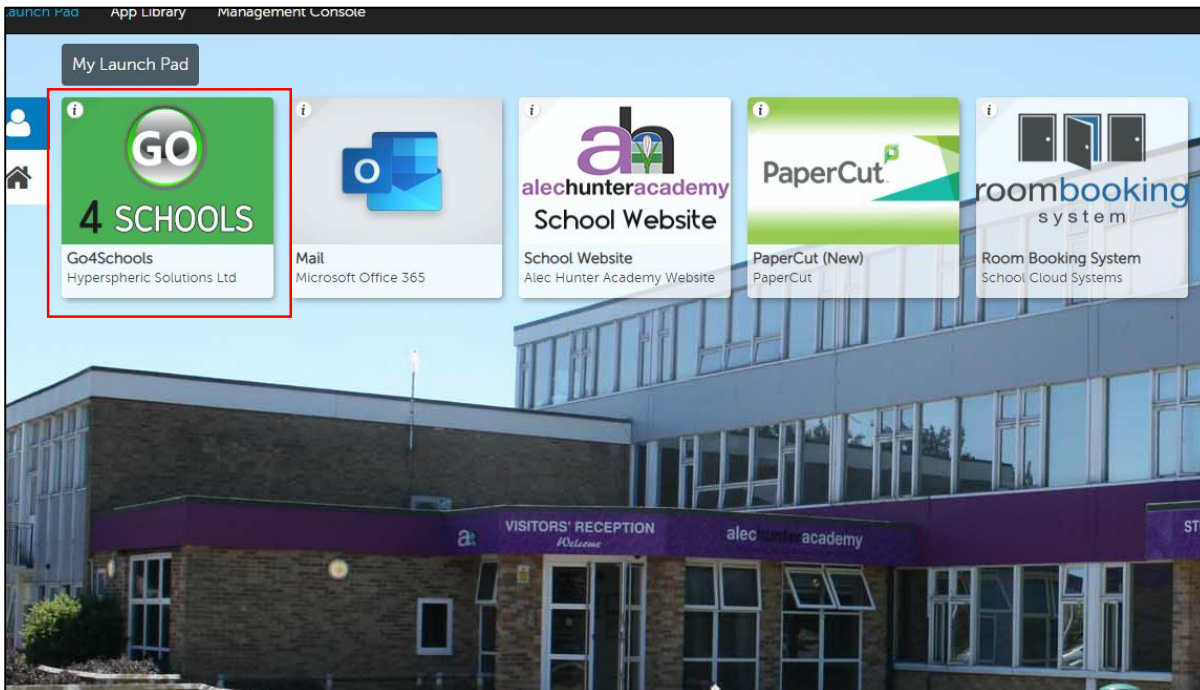

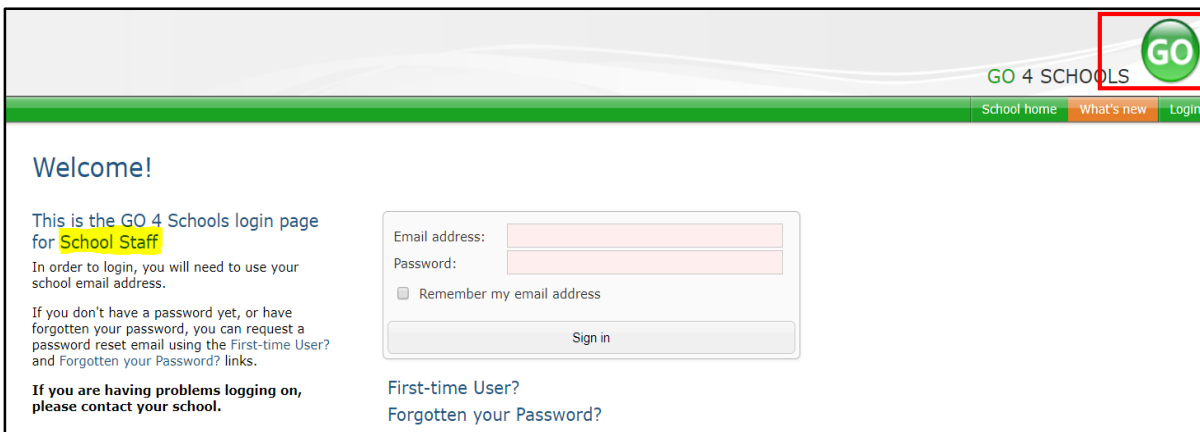


Go 4 Schools Joining Instructions

- Click on the Go 4 Schools icon on the RM Unify Launch Pad Screen



- It should take you to the Go 4 Schools Student homepage. If it takes you to the School staff log in page, click on the Go 4 Schools icon in the top right corner of the page. You will then need to click on the Student icon in the top right corner of the page.



- On the Student home page, click on the 'First-time User?' link.

Welcome!

This is the GO 4 Schools login page for Students

In order to login, you will need to use the email address that your school holds for you.

If you don't have a password yet, or have forgotten your password, you can request a password reset email using the [First-time User?](#) and [Forgotten your Password?](#) links.

If you are having problems logging on, please contact your school.

Email address:

Password:

Remember my email address

[First-time User?](#)

[Forgotten your Password?](#)

- Enter in your school email address e.g. 18Smithc@alechunter.com (the first letter for your surname should be a capital letter) and click on the 'New Password' button.

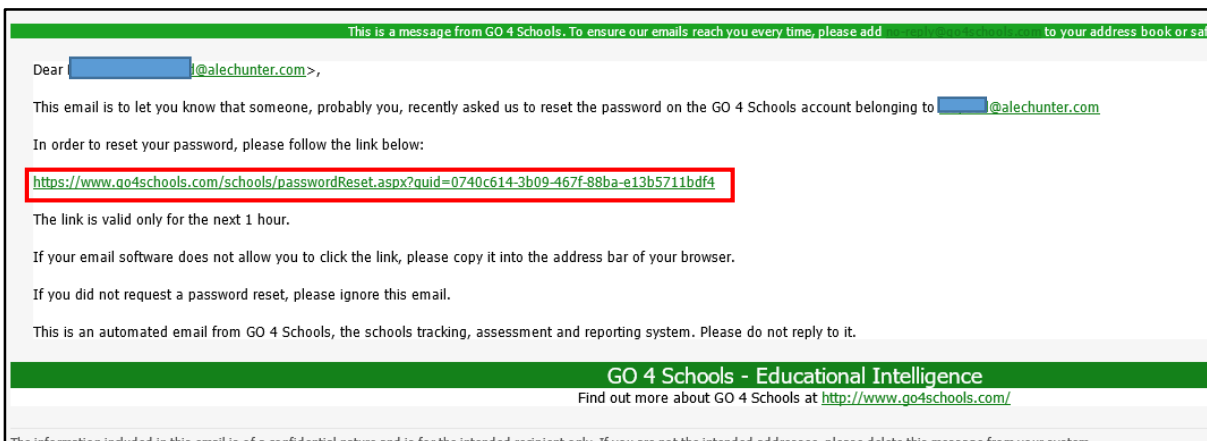
First-time User?

If you haven't logged on to GO 4 Students before, type your email address and click the "new password" button.

Email address:

Please note, if you are having problems with your password please contact your school. For Data Protection reasons we are unable to divulge or set passwords for students ourselves.

- An email will be sent to you to set up a password (this is normally within a few minutes of clicking the New Password box). Please note that the links are only valid for an hour so if you do not set a password in this timeframe then you will need to enter your email address and click on the 'New password' box again to request another email.
- Occasionally the password link email will end up in your junk folder instead of your main inbox so check here first before requesting another email link.
- Click on the link within the email to reset your password. If the hyperlink is not active, copy and paste the red highlighted section below into a new browser tab and press enter.



- Choose a password ensuring you follow the rules as shown below. Re-enter your password again in the 'Confirm new password' box

Password must:

- Be at least 8 characters long
- Have not been previously used on GO 4 Schools
- Contain the following:
 - At least 1 upper case character (from A-Z)
 - At least 1 lower case character (from a-z)
 - At least 1 numerical character (from 0-9)
 - At least 1 special character (from @ # \$, % ^ & *)

- Click on the change or save button. You should then be taken back to the student home page. Enter your email address and password and click on the 'Sign in' button to access your Go 4 Schools account.

Welcome!

This is the GO 4 Schools login page for Students

In order to login, you will need to use the email address that your school holds for you.

If you don't have a password yet, or have forgotten your password, you can request a password reset email using the [First-time User?](#) and [Forgotten your Password?](#) links.

If you are having problems logging on, please contact your school.

Email address:	<input type="text" value="18Smithc@alechunter.com"/>
Password:	<input type="password" value="....."/>
<input type="checkbox"/>	Remember my email address
<input type="button" value="Sign in"/>	

[First-time User?](#)

[Forgotten your Password?](#)