

Year 11 Parent Information Guide 2024-2025



September 2024

Contents

Page 1	We Need You!
Page 2	Key Dates for Year 11 and Y11 Formal Exam Timetable
Page 3	Our Role / Your Role to Support Your Child
Page 5	Attendance Matters
Page 6	Seven Tips for Success
Page 7	Getting Your Child Ahead of the Competition
Page 8	The Importance of Homework and Study at Home
Page 9 & 10	What is Revision?
Page 11	How Your Child can Revise
Page 12	Internet Revision Resources
Page 13	College and Sixth Form acceptance grades
Page 14	English Language
Page 15	English Literature
Page 16 & 17	Mathematics
Page 18 & 19	Science
Page 20	History
Page 21 & 22	Geography
Page 23	Religion, Philosophy and Ethics
Page 24	Modern Foreign Languages
Page 25 & 26	Business and Enterprise
Page 27	GCSE Computer Science
Page 28	Art & Design and Child Development
Page 29	Hospitality & Catering and GCSE Food Preparation & Nutrition
Page 30 & 31	GCSE D&T Graphic Design
Page 32	Creative Textiles (Art & Design)
Page 33	Applied Engineering
Page 34	GCSE PE and Sports and Coaching
Page 35	Sports & Coaching
Page 36 & 37	Drama
Page 38	Music
Page 39	Travel & Tourism
Page 40	College & Sixth Form Open Events 2023-2024
Page 41	Essential Contacts
Page 42	Room Information



We need your support at home in making sure that your child is doing a significant amount of homework and revision each night, at the weekend and during school holidays. It will be your influence at home that will make all the difference. We recommend that Year 11 students complete **at least 2 hours study after school** each day and at least a further 4 hours at the weekend to ensure success.

Year on year students who have **parents who have played a major part in their education get the best outcomes.**

With that in mind, this booklet will give you a lot of key information to support you throughout this year regarding revision and homework resources to look through at home. There is vital subject by subject information highlighting exam criteria and support materials including revision guides and internet resources.

We are only a phone call or email away and no question will be insignificant so please keep in contact with class teachers, subject leaders, Head of Year Mr Holland, or members of the leadership group.

Key Dates for Year 11

Formal Exams	Monday 9 th December – Friday 20 th December 2024
Formal Exams Results and Progress Check	Tuesday 14 th January 2025
Year 11 Coursework Deadline	Friday 4 th April 2025
Easter Revision Sessions	Monday 7 th April – Thursday 17 th April 2025
Year 11 Parents' Evening	Thursday 24 th April 2025
Year 11 Speaking Exams	Monday 28 th April – Friday 2 nd May 2025
Half Term Revision Sessions	Tuesday 27 th May – Friday 30 th May 2025
Year 11 GCSE Exams (start of external GCSE Exams)	w/b Monday 12 th May 2025
The Year 11 Prom	Friday 11 th July

Our Role to Support Your Child

We know how important Year 11 is to our students and parents. Throughout this year we will ensure that each student has the best opportunity to achieve or exceed their targets with regular progress updates. We will use our formal exam weeks in **December** to give students, and parents, crucial information on progress and targets.

We encourage you to have regular dialogue with your child about their preparations for exams, but please contact your child's form tutors, subject teachers, Head of Year or SSL for advice, help and support (see p41 for contact details).

The more information you gain, the more you will be able to support your child throughout this year. Our partnership with you will be vital in giving your child those all-important life shaping grades for further studies or career opportunities.

It is important that your child starts their preparation now so that they will build confidence throughout this year and lessens the demands of the final run-in towards those crucial GCSE exams next May and June.

Your Role to Support Your Child

By reading this booklet you have already given your child a slight advantage


1. By showing an interest you are communicating the fact that **schoolwork, homework and revision are important and need to be taken seriously** and may lead to **difficult conversations which will be worthwhile**.
2. Encourage children to complete all homework and revision that is set on Teams.
3. Urge your child to use their phones less, watch less television, use less social media and play less computer or console games and spend more time studying and revising (**see screen Time**).
4. Express **high expectations** for your children at all times in every subject even those where you may lack confidence because every single grade gives them an advantage over their competition.
5. Parents who take an interest in their children's homework have a better knowledge of their education. Additionally, children who complete assignments successfully are likely to

develop a good working attitude and skills to help them in further education or the world of work.

6. Make sure the materials your child needs, such as paper, pencils and the internet are available.
7. **Help your child with time management.** Establish a set time and a quiet space each day for doing homework. Don't let your child leave homework until late in the evening. Private study could easily start on return from school and 2.5 hours of study could be completed by 6pm (depending on the length of the journey home from school). Aim for your child to complete 4 hours of study at the weekend also.

Extra school sessions

From January, for many students, Period 6 sessions run until 4.00pm. In addition, D8 computer room is available after school every day apart from Tuesday, for 1 hour, to use for private study. Homework club in the Library is available every day until 4pm. Please encourage your child to use this facility if they struggle to work productively at home. Mr Holland may contact you later in the year to recommend regular attendance with your support and agreement.



Attendance Matters

At Alec Hunter Academy, we are committed to improving the attendance and punctuality of our students. We have high expectations for all our children and these include being in school and on time every day.



Whilst we recognise that children do become ill occasionally, we are aiming for each of them to have an attendance rate of at least 98%. This will help them not only to reach or exceed their potential but also by being in school they develop the skills they will need in later life.

If your child is absent please try and contact their teachers to find out what topics they may have missed to allow them to fill in any gaps in their learning.



A lesson missed is a gap that might never be closed.

Seven Tips for Success

Tests and exams are challenging for both children and parents so:

1. Watch out for stress

Children who experience stress may be irritable, not sleep well, lose interest in food, worry a lot and appear depressed or negative. Support from a parent, tutor or class teachers can help children air their worries and keep things in perspective. If you feel your child isn't coping, talk to us at school.

2. Ensure your child eats well and is hydrated

A balanced diet is vital for your child's health and can help them to feel well during exam periods. Some parents find that too many high-fat, high-sugar and high-caffeine foods and drinks (such as cola, sweets, chocolate, burgers and chips) make their children hyperactive, irritable and moody. Feeling dehydrated will also have a particularly negative impact on concentration levels.

3. Sleep helps exam performance

Good sleep will improve thinking and concentration. Most teenagers need between eight and ten hours sleep each night. Cramming all night before an exam is usually a bad idea. Sleep will benefit your child far more than hours of panicky last-minute study.

4. Be flexible at exam time

When your child is revising all day, don't worry about household jobs that are left undone or untidy bedrooms. Staying calm yourself can help. Remember, exams don't last forever.

5. Help them to study

Your child should have a quiet space at home with no phones, TV or music so that they can fully concentrate when doing homework or independent study.

6. Discuss their nerves

Remind your child that feeling nervous is normal. Nervousness is a natural reaction to exams. The key is to put these nerves to positive use. Being reminded of what they do know and the time they have put into study can help them feel confident.

7. Encourage exercise

Make sure your child is active. Exercise can help boost energy levels, clear the mind and relieve stress. Walking, cycling, swimming, football and dancing are all effective.

Getting Your Child Ahead of the Competition

**SMALL DAILY
IMPROVEMENTS
ARE THE KEY TO
STAGGERING
LONG-TERM
RESULTS**


This year is about giving your child an advantage over the competition with every grade counting. Popular colleges and sixth forms may be oversubscribed for the course that your child may wish to enrol on next summer. Having good grades will give them an advantage over their competition and help towards securing a place.

Please support us in encouraging your child to beat their end of year targets and set high expectations. Higher grades can **guarantee your child a place on their chosen course** and lead to **better choices**.

Starting now with a **little and often** approach to revision will be the key to beating the competition. Homework tasks will be very important but students who spend some time throughout the academic year going the extra mile secure better grades. But crucially they feel less stressed and more prepared for those important formal and final exams.

We expect all Year 11 students to study for 2 hours each evening during the week and for 4 hours each weekend. This should be a combination of homework and revision and if completed properly will guarantee success.

The Importance of Homework and Study at Home



- ✓ In order to maximise success, **subject lesson time is not enough and homework and revision is vitally important** in making a difference to grades this year
- ✓ Please take an interest in what they have completed or contact the school if you feel your son or daughter is not receiving enough homework.
- ✓ Your child should also be reviewing the work carried out each day in class and revising, as well as completing homework tasks linked to current classwork.
- ✓ Some subjects will set tasks that are part of a piece of coursework or preparation for controlled assessments.
- ✓ Please make yourself aware of **the considerable online resources highlighted in this booklet**. There is no excuse for your child not to be doing anything at home.
- ✓ Your support will be vital for your child's outcomes.

What is Revision?

Students struggle to understand how to revise effectively for each of the exams they will face. This could be for their formal exams or their final GCSEs next year.

Here are some tips for you and them:

1. **“Now is the Time”**: Your child needs to start **revising now to prepare for the Formal Exams in December**.
2. Have a clear revision plan for both term time and during school holidays.
3. Revision should be in short bursts each night and without phones, television and social media. Frequent short sessions are more productive than long sessions as their brains will switch off.
4. **Positivity and encouragement** are absolutely key
5. Express high expectations for your children and check their revision. Encourage them to have a log of what they are doing and for how long.
6. Don't let your child solely revise the subjects they like or find easy as all grades are important.

What is revision?

I've read all my notes but I can't remember any of it!

It means actively looking over work on an ongoing basis:

3. To remind you of things you have forgotten
4. To make links with other learning so you have the bigger picture
5. To reinforce learning
6. To identify what you don't know
7. To check understanding

TOP REVISION TIPS

Don't let the stress of revision overwhelm you. Stay in control with these top tips.



gcsepod
education on demand

- 1. START AS EARLY AS YOU CAN**
Cramming at the last minute is stressful and has limited success.
- 2. MAKE A PLAN**
Work out how much time you have and how long you can spend on each subject.
- 3. CREATE A STUDY SPACE**
Find a quiet spot away from distractions and keep your things all in one place.
- 4. MIX IT UP**
Use a mixture of revision for best results. See our metacognition pods for more info.
- 5. TAKE REGULAR BREAKS**
It is possible to work too hard, make sure to take regular breaks.
- 6. REVISE WITH A FRIEND**
Talking through what you've learned can help information stick.
- 7. USE PAST PAPERS**
These are a great way to get used to exam format and testing what you have learnt.
- 8. EAT HEALTHY**
Certain foods boost your brainpower and will help you remember more.

This simple template is an example of how a revision plan might look like. Notice how the revision is chunked into 20- or 30 minutes sections.

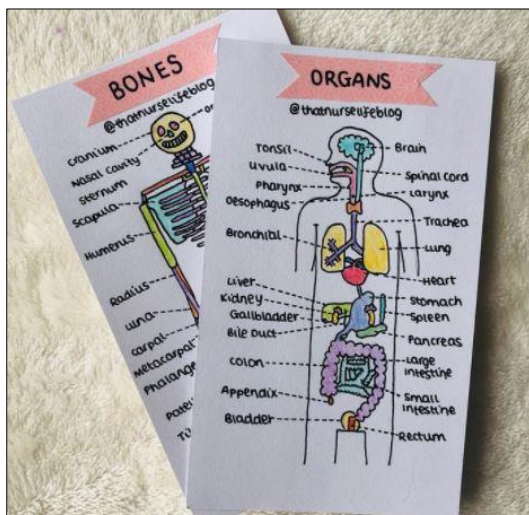
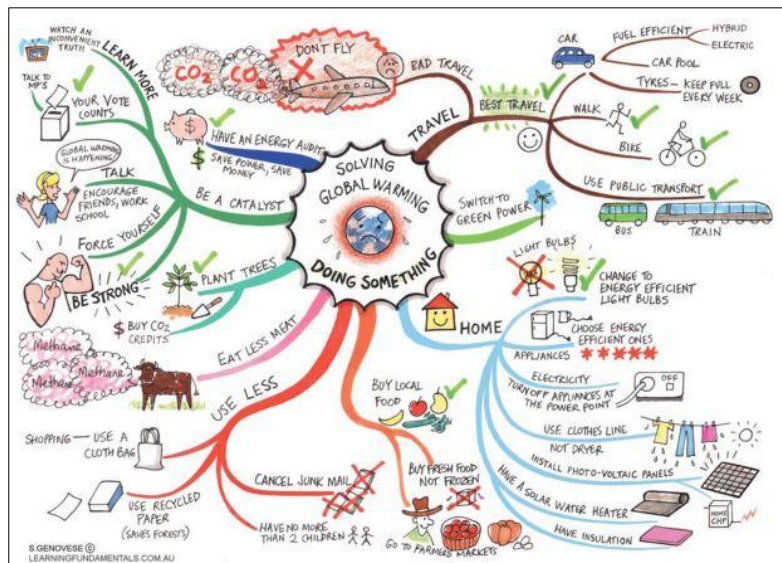
Day	After-School Revision in Library 3.20-4.20pm	Revision at Home 5pm-6pm	Completed
Monday	Maths Practise Questions Lit Flashcards	GCSEPod History SamLearning Geography Homework Tasks	
Tuesday		Science Practise Questions SAMLearning History Maths Practise Questions Lit Flashcards	
Wednesday	SamLearning Geography Engineering Theory Practise Questions	GCSEPod History Homework tasks	
Thursday	Maths Practise Questions Lang Practise Questions	Science Practise Questions Lit Flashcards Science Practise Questions	
Friday	Engineering Theory Practise Questions Computer Studies Theory Mindmap Geography Flashcards	Homework Tasks	
Saturday 10am – 12pm	Homework Tasks		
Sunday 10am – 12pm	Computer Studies Revision questions English Lang practise questions Maths Practise Questions History Flashcards		

How Your Child Should Revise

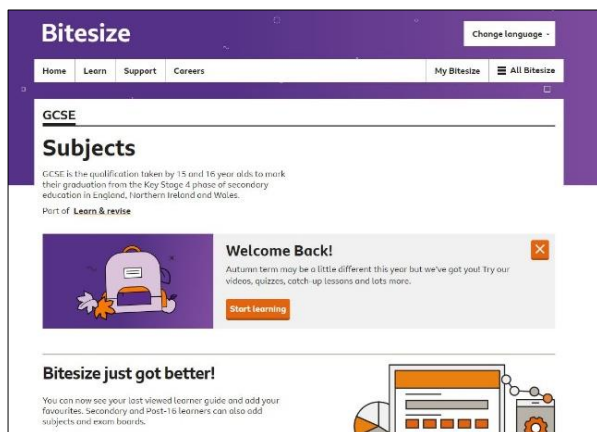
To revise effectively students should vary the approach to what works best, so they should experiment with flash cards, revision guides, internet resources, quizzes, voice recordings, and mindmaps. Parents who encourage and praise these different activities, test their children, ask them questions and show an interest will make a massive difference. Students must find the way that works best for them, but your support will be crucial. **If in doubt, regarding the best way to revise, your child can talk it through with you and/or get advice from their teachers.**

As a parent, be a quiz master around the dinner table with 10 quick facts. Get your child to teach you a skill or series of facts. Use their revision guides, flashcards to ask them questions, or just ask them what they have learnt probe them about the details.

You all have busy lives, but **'short and often' activities will make a difference** and boost your child's confidence. It is good that you might **not** know the answers as their explanations provide them with deep learning. Always focus on the positive and praise their effort with revision not whether they have got something right or wrong. Your positive reinforcement will really encourage them to put the time and effort in next time.



These are leading Internet Revision Resources, but each subject page will make more specific recommendations.



Corbettmaths

GCSE Pod, SAM Learning and GCSE - BBC Bitesize cover all subjects and there is also Corbett Maths. In addition, You Tube has some excellent revision video guides for most subjects.

Together we will get the best outcomes for your child and no enquiry to the school will be too much trouble in our pursuit of our joint goal.

Post 16 College and Sixth Form Acceptance Grades



Throughout this year your child will be exploring Further Education courses and apprenticeship schemes offered by local colleges, sixth form providers and employers.

Very often FE providers will offer courses which have acceptance grades lower than our expectations in school.

Therefore, we would strongly advise you not to allow your child to settle for lower than expected grades as **courses may be oversubscribed or not what they thought was their ideal pathway to a career.**

Higher school grades will also provide the platform for a career change later in life.



In order that your child does not have to continue studying GCSE Maths and English at College or Sixth Form, they will be required to achieve a minimum of grade 4. A strong pass is Grade 5 or above and these are essential to move to higher level courses such as A levels or Level 3 Vocational Courses.

We have an independent Careers Advice service available. If you would like to arrange a Careers interview for your child, please contact Mrs Pipe at CPipe@alechunter.com.

❖ AQA English Language

The study of English Language is the fundamental element in our students' education and attaining a grade 5 is a minimum expectation, as it will be required in many careers and enables them to study the courses they choose as they move into further education. Candidates will undertake two final written exams at the end of Year 11 that will equally assess reading and writing – there is no coursework or controlled assessment element in English Language. It is important that students use the full range of revision resources available, including past papers as outlined below. Students can also revise for language on GCSE POD and Sam Learning.

Please contact Miss Schunmann, Head of English, (CSchunmann@alechunter.com) or any member of the English team who will be happy to help if you have any further queries or wish to discuss your child's progress.

Assessment weighting:

- Paper 1 – 50% weighting – exam – One 20th or 21st century Unseen Fiction text (1hr45mins)
- Paper 2 – 50% weighting – exam – Two 19th and 20th/21st century Unseen Non-Fiction texts (1h45mins)
- Speaking and Listening (formal, recorded examination – a compulsory element of the course) - unweighted






One key way to work on skills for this paper is to read as much as possible, particularly non-fiction. This could be in the shape of travel writing (Bill Bryson, Jon Krakauer, and Paul Theroux); history; sports writing and other non-fiction including reading quality, broadsheet newspapers regularly.

The most important way to revise for English Language is to practice exam questions. As a department, we can provide access to past papers and booklets which will enable students to continue to practice the skills required for the exam at home. They are also available online:

P1: <https://www.physicsandmathstutor.com/past-papers/gcse-english-language/aqa-paper-1/>

P2: <https://www.physicsandmathstutor.com/past-papers/gcse-english-language/aqa-paper-2/>

Lastly, there are a number of revision guides for GCSE English Language which can be purchased, some of which are set out below.



❖ AQA English Literature

The study of English Literature is a fundamental, enriching and valuable part of our students' education; attaining a grade 5 is a minimum expectation as it will be required in many careers and enable them to study the courses they choose as they move into further education. Candidates will undertake two final written exams at the end of Year 11 that will assess a series of set texts – there is no coursework or controlled assessment element in English Literature.

Students will study the following texts:

- *Macbeth* by William Shakespeare
- *The Strange Case of Dr Jekyll and Mr Hyde* by R L Stevenson
- *An Inspector Calls* by J B Priestley
- AQA Poetry Anthology: *Power and Conflict*

It is important that students have a detailed knowledge of all aspects of the texts above and practise answering exam questions. The revision websites, workbooks and other online materials below are helpful. In addition, a selection of workbooks and guides, which can be purchased, are set out below. York Notes and Cambridge produce excellent revision guides for all the texts studied. Key websites are:

P1 (Past Papers): <https://www.physicsandmathstutor.com/past-papers/gcse-english-literature/aqa-paper-1/>

P2 (Past Papers): <https://www.physicsandmathstutor.com/past-papers/gcse-english-literature/aqa-paper-2/>

GCSEPOD: <https://www.gcsepod.com/>

BBC Bitesize: <https://www.bbc.co.uk/bitesize/examspecs/zxqncwx>





PMT Tutor: <https://www.physicsandmathstutor.com/english-revision/gcse-aqa/>

These are all free and can be used without limit to enhance learning. Students should look to use the websites in conjunction with creating mind maps/flashcards/posters, etc to ensure they are creating revision materials which they can return to and use to test themselves.

Assessment weighting:

- Paper 1 – 40% weighting – formal exam – Shakespeare and the 19th Century Novel
- Paper 2 – 60% weighting – formal exam – Modern Texts and Poetry

Revision guides applicable to the Literature course. York Notes also have corresponding workbooks:



❖ Edexcel Mathematics

Mathematics is one of the key subjects required for further education or a career. In many cases, grade 5 or above is needed and is a minimum expectation. It develops your ability to deal with problem solving and to think logically as well as improving number skills. Students need to revise aspects of number, algebra, shape and space and handling data. They will also be using and applying problem solving knowledge and skills.

Students will be entered for either the Higher or Foundation papers.

Assessment weighting:

Paper 1 – 33⅓% Non-Calculator Exam worth 80 marks (1 hour 30 minutes long)

Paper 2 – 33⅓% Calculator Exam worth 80 marks (1 hour 30 minutes long)

Paper 3 – 33⅓% Calculator Exam worth 80 marks (1 hour 30 minutes long)

Key websites and revision resources:



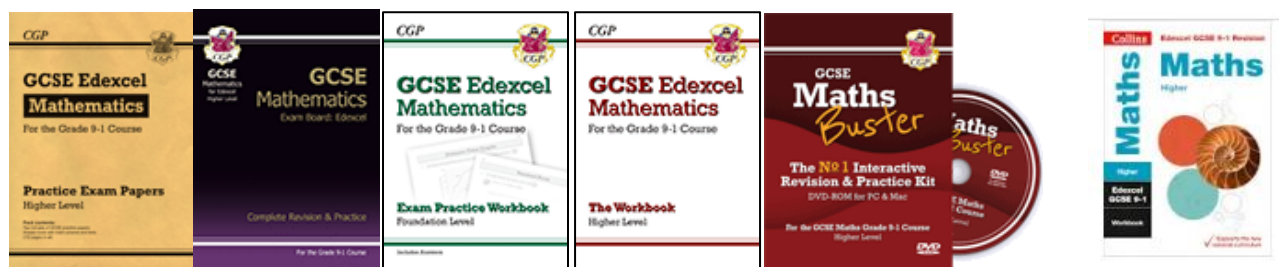
Websites to use are:

<https://www.drfrostmaths.com/index.php>

<https://corbettmaths.com/>

<https://www.onmaths.com/>

<https://revisionmaths.com/>



For the new style GCSE questions

Students are encouraged to use a selection of these revision resources – they can be purchased from all good book shops and online. Students should see or email their maths teacher if they are unsure which are best for them. **Parents will be sent a letter that details some Maths revision resources that can be purchased through the school that could also be useful.**

The best way to revise maths is to do maths. Activities could include:

Writing out examples

Practising exam questions and

Completing timed papers

There is strong evidence to support that using practice exam questions helps students to perform at their best.

All students have been given a revision passport to help plan their revision effectively.

Mrs Baird (KBaird@alechunter.com) is the HoCA but any member of the Maths Department will be happy to help.

❖ AQA Combined Science: Trilogy

Combined Science will cover the three main branches of science: Chemistry, Biology and Physics. **Students will need to revise all the topics within these subjects for their final exams.**

These topics can be found in the full specification - see the following link:

<https://www.aqa.org.uk/subjects/science/gcse/combined-science-trilogy-8464>

Students will be entered for either the Higher or Foundation papers.

Assessment weighting:


100% Exam (6 x 1 hr 15 min exams)

These are excellent revision books you can purchase online that contain everything that needs revising:



❖ AQA Physics / Chemistry / Biology (Separate Science)

GCSE Physics, Chemistry and Biology (Triple Science) allows students to develop interest in, and enthusiasm for, a wide variety of science topics. Students will be encouraged to develop a critical approach to scientific evidence and methods, apply skills, knowledge and understanding of how science works. GCSE Separate Science provides distinctive and relevant experience for students who wish to progress to A Level Sciences with a view to progression to Degree Level Science. **Students will need to revise all of these areas in preparation for their final exams.**



For the full specification and list of topics please see the following links:

<https://www.aqa.org.uk/subjects/science/gcse/biology-8461>

<https://www.aqa.org.uk/subjects/science/gcse/chemistry-8462>

<https://www.aqa.org.uk/subjects/science/gcse/physics-8463>

Assessment weighting:

100% Exam (6 x 1 hour 45 minute exams per subject area)

Key websites and revision resources for Combined and Separate Science that contain all the topics that need to be revised:

BBC Bitesize

<http://www.bbc.co.uk/education/subjects/zrkw2hv>

AQA Past Papers and Mark Schemes: <http://www.aqa.org.uk/exams-administration/exams-guidance/find-past-papers-and-mark-schemes>

Other Revision:

www.samlearning.com

www.gcsepod.com

www.senecalearning.com

www.educake.co.uk

Mr Fernandez (LFernandez@alechunter.com) and/or any member of the Science Department will be more than happy to help if there are any further questions or further resources needed.

❖ History - Edexcel

History teaches you vital skills that employers want. Through the study of history, students will learn to handle evidence and make informed decisions; they will be able to see more than one point of view and what motivates people, their thoughts and feelings. They will understand that different people see things differently.

The course content comprises of:

1. Medicine in Britain c1250-present and the British sector of the Western Front 1914-18: including the study of injuries, treatment and medicine in the trenches
2. Elizabethan England 1558-1588
3. Weimar and Nazi Germany, 1918-39
4. American West / Superpowers

There will be 3 exams at the end of the course.

Assessment weighting:

100 % Exam - It is vital that students revise all 4 topics thoroughly and learn the information off by heart. It is also important to practise answering exam style questions.

Key websites and revision resources:

<http://qualifications.pearson.com/en/subjects/history.html>

<http://www.bbc.co.uk/schools/gcsebitesize/history/>

<https://www.gcsepod.com/>

All History Students have been provided with a CGP History Revision guide on loan (Green Book). This covers all units and has a lot of information in it. It doesn't have activities or exam practice questions however.

Key Revision Books Available to purchase via Amazon or Bookshops:

- The 'My Revision Notes' Range from Hodder Education based on Topics titled above.
- Pearson have some Workbooks for the Unit Titles which has practice questions.

Key Textbooks that we use:

[Ben Walsh History: Pearson Edexcel GCSE \(9-1\): Medicine in Britain, Crime and Punishment in Britain, Anglo-Saxon and Norman England and Early Elizabethan England: Amazon.co.uk: Walsh, Ben, Slater, Sam, Priggs, Catherine: 9781510480223: Books](#)

[Ben Walsh History: Pearson Edexcel GCSE \(9-1\): Superpower relations and the Cold War, The American West and Weimar and Nazi Germany: Amazon.co.uk: Walsh, Ben: 9781510480216: Books](#)

Ms Depper is Head of History (EDepper@alechunter.com) and History in Year 11 is taught by Ms Depper, Ms Woolnough and Mr Birley.

❖ Geography - AQA

The AQA A GCSE covers both Human and Physical Geography. It prepares students for changes in the world we live in and allows them to develop skills such as evaluation, problems solving and justification which are important in many career paths.

Assessment is in the form of three written exams at the end of the course. **Students must revise all the topics below thoroughly for all exam papers.** This includes remembering key words, concepts, and case study detail, as well as practising answering exam questions.

Assessment weighting:

Paper 1 Physical Environment – 35% (1 hour 30 mins)

Paper 2 Human Environment – 35% (1 hour 30 mins)

Paper 3 Geographical Applications- 30 % (1 hour)

Paper 1: Living with the physical environment	Paper 2: Challenges in the human environment	Paper 3: Geographical applications
1A: The challenge of natural hazards. <ul style="list-style-type: none"> • Tectonic Hazards • Climate Change • Weather Hazards 	2A: Urban issues and challenges. <ul style="list-style-type: none"> • London Case study • Lagos Case study 	3A: Issue evaluation <ul style="list-style-type: none"> • Material made available before exam
1B: The living world <ul style="list-style-type: none"> • Ecosystems • Tropical Rainforests • Cold Environments 	2B: The changing economic world <ul style="list-style-type: none"> • Nigeria Case study • UK Case study 	3B: Fieldwork application
1C: Physical landscapes in the UK <ul style="list-style-type: none"> • Coastal Landscapes • River Landscapes 	2C: The challenge of resource management <ul style="list-style-type: none"> • Water • Energy (focus) • Food 	

Key websites and revision resources:

- GCSE Pod
- AQA link to the exam board for past papers and mark schemes
<https://www.aqa.org.uk/subjects/geography/gcse/geography-8035>
- BBC Bitesize <https://www.bbc.co.uk/bitesize/examspecs/zy3ptyc> content specific to our exam board
- <https://www.coolgeography.co.uk/>
- PiXL Geography App

- <https://senecalearning.com/en-GB/> selecting AQA GCSE 9-1 for access to revision activities and quizzes
- <https://www.tutor2u.net/geography> click on the free resources tab for study notes, revision videos and more.
- <https://timeforgeography.co.uk/> - great for videos of key concepts, processes and exam technique

All Geography students have been provided with a CGP Geography Revision guide on loan.

Key revision books:

- GCSE 9-1 Geography AQA Revision Guide ISBN 978-0-19-842346-1
- My Revision Notes: AQA GCSE (9-1) Geography ISBN 9781471887314

Key Textbooks that we use:

- AQA GCSE (9-1) Geography ISBN 9781471859922
- GCSE Geography AQA Student Book ISBN 978-0-19-836661-4

Mrs Hughes is the Head of Geography (CHughes@alechunter.com) and Year 11 Geography is taught by both Mrs Hughes and Miss Williams. Please contact the Geography team if you have any questions.

❖ Religion, Philosophy and Ethics – AQA

Component 1 requires the study of two world religions. Component 2 requires the study of four separate themes.

Component 1: Religion

Christianity: Beliefs and practices

Islam: Beliefs and practices

Component 2: Thematic Studies

Theme A: Relationships and families.

Theme B: Religion and life.

Theme C: Religion, peace and conflict.

Theme E: Religion and Crime and Punishment

Assessment weighting:

Full Course: 100% Exam consisting of 2 separate exams each 1 hour 45 minutes long. **All the course content, from both Components above, needs to be thoroughly revised**

Key websites and revision resources:


<http://www.aqa.org.uk/subjects/religious-studies/gcse/religious-studies-a-8062/assessment-resources>

<http://www.bbc.co.uk/schools/gcsebitesize/rs/>


<http://www.bbc.co.uk/religion/religions/>

All RPE Students should consider purchasing an AQA Revision guide where possible. If this is not possible, students can be loaned a guide by Mr. David upon request to be returned at the end of the year.


All related textbooks:




Religious studies A Christianity
Publisher: Oxford University Press. ISBN-13: 978-0-19-837033-8 Price: **£17.99**



Religious studies A Islam
Publisher: Oxford University Press ISBN-13: 978-0-19-837034-5. Price: **£17.99**



AQA GCSE (9-1) Religious Studies Specification A
Publisher: Hodder Education
ISBN-13: 9781471866852
Price: **£19.99**



AQA GCSE (9-1) Religious Studies Specification A
Publisher: Pearson Education
ISBN-13: 9781292208862
Price: **£5.99**

Mr David is the Head of RPE (CDavid@alechunter.com) and RPE in Year 11 is taught by Mr David.

❖ Modern Foreign Languages - Edexcel

Students continue to work in class on improving their reading, listening, writing and speaking skills. In addition to this, students are expected to know how to approach translations and gap-fill tasks which will feature on their exam papers. It is expected that students will continue to revisit vocabulary at regular intervals throughout the year.

We cover 5 main topics throughout Year 10 and Year 11 and these are: **Identity and Culture, Local Area Holiday and Travel, School, The World of Work and International and Global Dimension.**

Students **cannot simply rely on lessons** to ensure that they are prepared for their MFL exams. They must ensure that **sufficient time is given to revisit topics and vocabulary at home** to increase their chances of success. Strategies that parents and students can use at home which have proved very useful include:

- ❖ Using the recommended revision workbook little and often
- ❖ Logging into their ActiveLearn account and completing the reading and listening tasks set by their teachers
- ❖ Checking their Satchel One account regularly to keep up to date with information and resources
- ❖ Regular revision of tenses and time phrases
- ❖ Grouping words by topic or theme. For example, listing all the words that link to holidays.
- ❖ Asking a friend or relative to test students on a variety of topics, so that revision is as active as possible
- ❖ Watching films in French/German/Spanish or listening to the radio in that language.

We recommend that students ensure that they are seeking advice from their MFL teacher. We are here to help, please encourage them to approach us if they need more support. We really recommend the purchase of the **Edexcel French/German/Spanish Revision Workbook 9-1**. It is easy to use and features accessible listening files that can be instantly played on a mobile phone.

Assessment weighting:

Four exams each worth 25%. These consist of listening, speaking, reading and writing. These exams are tiered, and students must be entered for the same tier in each of the four exams. Decisions about tiers are made in March of Year 11.

The speaking exam requires students to complete three tasks: a role play, describing a photo and then a discussion on two topics. Students will have prepared a presentation in class, and they must spend time preparing for this exam by practising their presentation and revisiting the types of questions that could come up. In all three languages we follow the Edexcel course.

Key websites and revision resources:

<https://www.pearsonactivelearn.com/app/Home>

<http://www.languagesonline.org.uk/>

www.conjuguemos.com (for revision of tenses)

www.sunderlandschools.org

www.memrise.com

The MFL Team, led by Mrs Peralta, (IPeralta@alechunter.com) are always available and happy to assist parents and students to provide the help and support required.

❖ NCFE Business and Enterprise - Level 1 / 2 Technical

Award

This qualification aims to focus on the study of the business and enterprise sector incorporating a key core of knowledge and provide students with opportunities to acquire a number of practical and technical skills

The qualification is split into two components set by NCFE: one Synoptic Project and one written Exam. Both will be assessed against the following Assessment Objectives:

AO1	Recall knowledge and show understanding The emphasis here is for learners to recall and communicate the fundamental elements of knowledge and understanding.
AO2	Apply knowledge and understanding The emphasis here is for learners to apply their knowledge and understanding to real-world contexts and novel situations.
AO3	Analyse and evaluate knowledge and understanding The emphasis here is for learners to develop analytical thinking skills to make reasoned judgements and reach conclusions.
AO4	Demonstrate the application of relevant technical skills, techniques and processes The emphasis here is for learners to demonstrate the essential technical skills relevant to the vocational sector by applying the appropriate processes, tools and techniques.
AO5	Analyse and evaluate the demonstration of relevant technical skills, techniques and processes The emphasis here is for learners to analyse and evaluate the essential technical skills, processes, tools and techniques relevant to the vocational sector.

Component 01 – Synoptic Project

The synoptic project enables the learner to show their ability to integrate and apply knowledge, understanding and skills. It also requires them to demonstrate their capability to apply their knowledge and understanding across all content areas that are being assessed.

Component 01 – Exam

The Exam is set and marked by NCFE. The assessment assesses learners' knowledge and understanding of the content areas of this qualification.

Unit Weighting:

Non-exam assessment (NEA)	Weighting (60%)	Externally set, internally marked and externally moderated: • synoptic project
Examined assessment (EA)	Weighting (40%)	Externally set and externally marked: • written exam

Revision Topics:


This qualification will promote the learner's understanding of:

- entrepreneurial characteristics and business aims and objectives
- business organisation, legal structures and stakeholder engagement

- market research, market types, marketing mix and market orientation
- human resource requirements for business and enterprise
- operations management
- business growth
- sources of enterprise funding and business finance
- the impact of the external environment on business and enterprise

Revision resources:

- The Business Book: Big Ideas Simply Explained by DK
- How Business Works: A Graphic Guide to Business Success by DK
- Be a Young Entrepreneur by Adam Sutherland
- Business Studies for Dummies by Richard Pettinger



Useful Websites:

www.businesscasestudies.co.uk

www.bbc.co.uk/education/subjects/zpsvr82

www.bizkids.com/business-resources

www.beebusinessbee.co.uk/index.php/business-topics

www.princes-trust.org.uk/help-for-young-people/tools-resources/business-tools/business-plans

The course leader is Miss Judson (KJudson@alechunter.com) and will be happy to help if you have any further queries or wish to discuss your child's progress.

❖ GCSE Computer Science – AQA (8525)

The AQA GCSE (9-1) The specification is split into two components:

Paper 1 – Computational thinking and programming skills:

Computational thinking, code tracing, problem-solving, programming concepts including the design of effective algorithms and the designing, writing, testing and refining of code.

Paper 2 – Computing concepts :

Fundamentals of data representation, Computer systems, Fundamentals of computer networks, Cyber security, Relational databases and SQL, Impacts of digital technology

Assessment

Each component is assessed via a written exam at the end of Year 11 and will count for 50% of their final grade. The exam will contain a mix of multiple choice, short answer, longer answer and extended response questions.

Key websites and revision resources

BBC Bitesize	bbc.co.uk/bitesize
ZigZag eRevision	erevision.uk
Craig 'n' Dave	student.craigndave.org
Time2Code	time2code.today
SmartRevise (paid access)	smartrevise.online

Revision guides and workbooks

All students will have access to course textbooks at school and a revision guide available online, anytime.

Students will be given an Exam Practice Workbook to be used in lessons and at home leading up to the exam.

Miss Judson (KJudson@alechunter.com) is Head of Computer Science/ICT and Mr Costin (JCostin@alechunter.com) is the Assistant Computer Science Lead. Both are happy to with any queries you may have.

❖ Art & Design - Edexcel

Students will study and be inspired by the work of historical and contemporary artists and designers. Students will continue to cover the following assessment objectives (AO) in their sketchbooks, in lessons and weekly homework tasks:-

AO1 Develop and research

AO2 Experiment, review and refine

AO3 Record and reflect

Assessment Objective 4 (AO4) is a final piece of work completed under exam conditions:-

AO4 Present and connect

Assessment weighting:

40% Exam (10 hours over 2 school days) = 1 sketchbook and 1 final piece

60% Coursework in the form ongoing sketchbooks (from Years 10 and 11)

Key websites and revision resources that will help with ideas and techniques:

<http://www.bbc.co.uk/schools/gcsebitesize/art/>

<http://www.tate.org.uk/>

<http://www.nationalgallery.org.uk/>

<http://www.craftscouncil.org>

<http://www.saatchigallery.com/>

<http://www.britishmuseum.org/>



The Head of Art is Mrs De Kadar

(DDeKadar@alechunter.com), supported by Miss Riches.

❖ Child Development - OCR

Cambridge National Level 1/2 in Child Development.

The course covers preparing for a child, pregnancy and caring for the child up to the age of 5.

Assessment Weighting

40% Written exam. **This exam requires students to revise thoroughly using the revision guide below.**

30% RO58 Coursework Year 10 (Autumn Term): Understanding the equipment and nutritional needs of children from birth to 5 years.

30% RO59 Coursework Year 11 (Autumn Term): Understanding the development of a child from birth to five years.

Resources

SAM Learning Child Development.

Child Development, Hodder Education ISBN 978-1-5104-3469-1

The course leader is Mrs Aylott (LAylott@alechunter.com), supported by Miss Birrell (CBirrell@alechunter.com). Please get in touch for further help.



❖ Level 1/2 Hospitality & Catering (WJEC)

This course covers the structure of the sector, commodities, customer service, types of outlet, marketing, nutrition, food preparation and cooking techniques.

Assessment Weighting

40% Exam

60% Assignment, including a 3-hour practical exam

Resources

Illuminate website – (GCSE Food Preparation & Nutrition icon on launch page). Can be used to revise commodities, nutrition, environmental issues. Students have been issued with username and password.

BBC Bitesize GCSE Hospitality

WJCE website under resources for Hospitality and Catering ,has a number of interactive PowerPoints which are very useful for exam revision.

Unit 2- students will be given an A5 booklet with the information they need to revise for their unit 2 assessment

Revision Guides are available for this course.

The course leader is Miss Birrell (CBirrell@alechunter.com). Please get in touch for further help and advice.

❖ GCSE Food Preparation & Nutrition (Eduqas)

Assessment Weighting

NEA 1 15% (internally assessed) Will be completed Oct/Nov 22

NEA 2 35% Includes 3 hour practical exam. Will be completed Feb/March

Written exam 50% I paper

Revision resources

Online textbook

GCSE Pod

BBC Bitesize GCSE Food Preparation and Nutrition.

A variety of revision guides are available.

The course leader is Miss Birrell (CBirrell@alechunter.com). Please get in touch for further help and advice.

❖ GCSE D&T Graphic Design (Technology Paper & Boards)

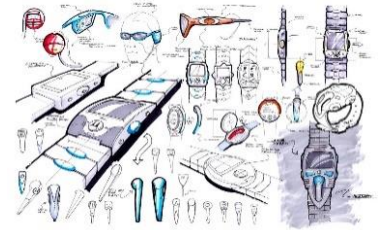
Examination Board: Pearson/Edexcel

Syllabus: Exam 1DTO/1B NEA – 1DTO/02

Description of the course:

In D&T Graphic design you will build on the skills that have been gained in KS3 to make and design in Polymers(plastics), Timbers (woods), Metals and textiles. You will learn high quality graphic skills such as:

- Illustration
- Brand Identity
- Typography and printing
- Packaging
- Architecture
- Digital media and advertising



Pupils will become designers that have the creative freedom to make real products as if in a design company. Students will use CAD/CAM to design and make products in Year 10/11, and will use Solidworks, Techsoft V3 in projects.

Main focus:

Pupils will learn about how papers and boards can be printed on and made into real life products such as signage and printed materials and packaging.

Successful completion of D&T Graphics allows students to go on to become:

Graphic designers, Architects, Games designers, Fashion designers, Theatre designers, Web page designers and Illustrators.

How you will be assessed:

Your GCSE qualification is based on a **core knowledge in technology and graphics-based exam which is 50% of your grade.**

The other **50%** is based on a **Non-Examined Assessment project** that you will start at the end of Year 10. You will choose a topic then research, design and make a working product using all the graphic skills that you have gained over the 2 years.

Examples are shown below:



Key revision sources can be found at:



<https://www.bbc.co.uk/bitesize/guides/znq8jty/revision/1>

https://members.gcsepod.com/content?subject_id=6069&exam_board_id=1010

www.technologystudent.com

[Practice exams : ALL EXAMINATION AND TEST PAPERS \(technologystudent.com\)](http://technologystudent.com)-Pearson
Pocket guide available from your teacher on request.

Revision materials:



Mr Sykes (CSykes@alechunter.com) will lead the course and is happy to assist parents and students to provide the help and support required.

❖ AQA GCSE Creative Textiles (Art & Design)

Students will study and be inspired by the work of historical and contemporary textile artists and designers. Students cover the following assessment objectives (AO) in their sketchbooks, in lessons and weekly homework tasks:-

- AO1 Develop and research
- AO2 Experiment, review and refine ideas
- AO3 Record and reflect
- AO4 Present and connect

Assessment Objective 4 (AO4) is a final piece of work completed under exam conditions.

Assessment weighting:

40% Exam (10 hours over 2 school days) = 1 sketchbook and 1 final piece

60% Coursework in the form of ongoing sketchbooks (from Years 10 and 11)

Key websites and revision resources that will help with ideas and techniques:

<https://www.vam.ac.uk/>

<https://www.textileartist.org/>

<http://arthroughtextiles.org.uk/>

<http://www.tate.org.uk/>

<http://www.craftscouncil.org>

The main teacher is Miss Chamberlain (LChamberlain@alechunter.com) with support by Mrs DeKadar (Lead teacher Art & Design).

A01 Develop ideas through investigations, demonstrating critical understanding of sources

DEVELOP
INVESTIGATE

EXPLAIN IDEAS **ARTISTS**
ANNOTATE

contextual research
EXPLORE

A02 Refine work by exploring ideas, selecting and experimenting with appropriate media, materials, techniques and processes

REFINE
EXPERIMENT

EXPLORE TECHNIQUES AND SKILLS **SELECT**
EXPLAIN

PHOTOGRAPHS
IDEAS

A03 Record ideas, observations and insights relevant to intentions as work progresses

RECORD
INTENTIONS

LINK IDEAS **OBSERVATION**
PLANNING

PRIMARY RESEARCH
RELEVANT

A04 Present a personal and meaningful response that realizes intentions and demonstrates understanding of visual language

RESPONSE
MEANINGFUL

VISUAL LANGUAGE **DEMONSTRATE**
UNDERSTANDING

MAKE CONNECTIONS
CONCLUSION

❖ Engineering

Engineering Level 1/2 Tech Award

Examination board: WJEC

The Level 1 / 2 Award in Engineering provides a more practical alternative to GCSE. The qualification is based around the world of engineering and aims to introduce students to the various strands available within the field.


The qualification offers students the chance to develop knowledge, skills and understanding through tasks set in realistic work-related contexts.

The qualification structure is:

WJEC Level 1/2 Award in Engineering			
Unit number	Unit title	Assessment	Performance bands are provided for Level 1 Pass, Level 2 Pass, Level 2 Merit and Level 2 Distinction.
1	Engineering design	Design Folio	
2	Producing engineering products	Production of a manufactured item	
3	Solving engineering problems	Written Exam 90 minutes This requires thorough revision using the website below	

Key revision resources:

<http://www.technologystudent.com/>



Illuminate Publishing's
ISBN-10
1912820153

Written by an experienced Engineering teacher and examiner, this resource is designed to be accessible, flexible, practical and student-friendly. The comprehensive coverage of the specification requirements will support students through the course. / Introduces students to many basic engineering skills and principles and allows them to grasp a good understanding of the subject area. / Shows students how to communicate effectively as an engineer via 3D drawing techniques and technical drawings as well as being able to use and identify many tools, machines and pieces of equipment that are commonplace in the engineering world.

Mr Todd is Head of Technology & STEM and is happy to assist parents and students to provide help and support if required (JTodd@alechunter.com).

❖ GCSE Physical Education

The AQA course allows students to develop their understanding and knowledge of how the human body works in relation to physical exercise. They will be able to improve knowledge, understanding and performance in chosen sporting activities.

Assessment weighting:

60% Exam – 2 exams (both 1 hour 15 minutes long) **These exams require thorough revision using the websites listed below.**

<u>Paper 2</u>	<u>Paper 1</u>
<ul style="list-style-type: none">• Physical, emotional and social health• Lifestyle choices• Energy diet and nutrition• Optimum weight• Classification of skills• Goal Setting• Guidance and feedback• Mental preparation• Factors affecting participation• Commercialisation of sport• Ethical and socio-cultural impact in sport	<ul style="list-style-type: none">• Skeletal System• Muscular System• Cardiovascular system• Respiratory System• Interpretation of graphs• Lever System• Planes and Axis of movement• Relationship between health fitness and performance• Components of fitness• Principles of Training• Methods of training• Preventing injuries• Performance enhancing drugs• Warm up cool down

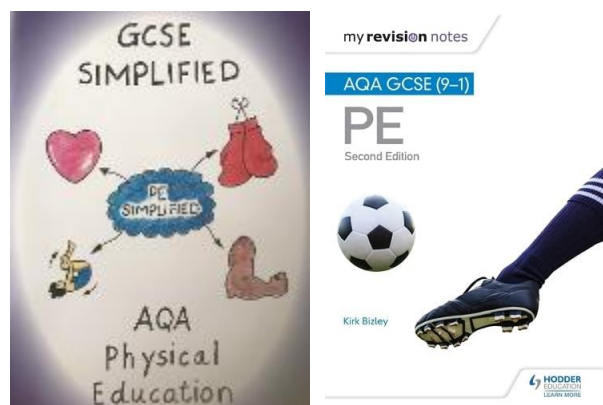
40% Controlled Assessment - 30% practical activity and 10% analysis of performance.

Key Websites and revision resources:

<https://www.bbc.co.uk/bitesize/examspecs/zp49cwx>

<https://www.aqa.org.uk/subjects/physical-education/gcse/physical-education-8582>

<https://senecalearning.com/en-GB/>



The revision resources are available through the school for a reduced cost. Please see Mr Edwards for details. The course leader is Mr Edwards (GEdwards@alechunter.com) but any of the PE staff will be happy to help.

❖ WJEC Level 1 / 2 Vocational Award in Sports & Coaching Principals (Technical)

This WJEC course introduces students to the world of Coaching whilst this develops their passion for sport and fitness. Students are able to develop their ability to boost performance.

WHAT WILL I STUDY?

This qualification is made up of 3 units:

Unit 1: Fitness for Sport (examination 40%) You will:

- Develop the knowledge, understanding and skills needed to plan training programmes.
- Learn about the changes that take place in the body following exercise and how training can lead to improvements in fitness.

Unit 2: Improving Sporting Performance (controlled assessment 25%)

- Develop the knowledge, understanding and skills needed to analyse performance and review strategies for improvement.
- Learn about the physiological, psychological and technical factors that impact sporting performance.

Unit 3: Coaching Principles (controlled assessment 35%)

- Learn how to plan, lead and evaluate a coaching session and about the principles involved in sports coaching.

HOW WILL I BE ASSESSED?

You will be assessed through a mixture of exams and project work. Unit 1 you will be assessed through an exam, which is worth 40% of your qualification. For Units 2 and 3 you will undertake a controlled assessment in response to a brief.

Unit 1 will require revision in their own time using the resources provided by the PE Department.

❖ Drama - Edexcel

GCSE Drama students will continue to develop their practical skills and written work in lessons. It is essential that students attend all rehearsals including after school and holiday sessions.

Component 1 - Devising (NEA)

Students will produce a performance as part of a group with detailed characters and a creative use of drama techniques as well as a written portfolio for this unit of work. This unit of work will require students to learn their lines for their performance and attend after-school rehearsals. They will need to answer 6 questions to complete a portfolio of between 1600-2000 words. They can complete this at home or in school on a word document. Students are allowed to hand in 1 draft of their work for teacher feedback and then redraft their work for final submission.

Component 2 - Performance of a text **Exam in Spring term**

This part of the course is a practical exam conducted in front of a visiting examiner. Students will need to perform 2 short extracts of a text to the visiting examiner either as a monologue, duologue or as part of a group.

Component 3 - Written Examination **Summer term**

Section A - **An Inspector Calls by J. B. Priestley**

Students will need to understand the text of An Inspector Calls as a performer, director and designer. They will have to answer a range of short and long answer questions in the exam. Students answer questions on a short extract of play that is given to them in the exam paper

What to Revise:

- Completing practise questions as they are really important to complete in order develop exam skills for the written paper.
- The plot of the play is important to revise as students get a small extract in the exam to answer questions on.
- The characters of the play and how to perform each character as an **actor** and **director**. This will include understanding **vocal skills** and **physical skills**. They will need to revise and understand how the characters are performed throughout the play and how they change.
- Students need to understand how the direct and design the following technical elements for the play – **Lighting, Sound, Costume, Props and stage furniture, Staging and Set**. Students should give examples of how these elements are used to design and enhance the production and their affect on the audience.
- Students can use the following revision guides, Edexcel GCSE Drama Revision Guide, GCSE Drama An inspector Calls published by CGP and Edexcel GCSE Drama revision guide.
- GCSE Pod has some good revision pods on the plot, characters and themes to revise too.
- BBC bitesize <https://www.bbc.co.uk/bitesize/topics/z2swhv4> has a good links for revising the plot, characters, staging and design of the play.
- SAM Learning has useful exercises on understanding the plot and characters.

Section B -Theatre Review.

Students will have to answer 2 long answer questions on a live performance that they have seen during the course or a recording of a live performance.

If students have not attended a theatre trip they must ensure they watch a recording of a piece of live theatre.

Students should complete practise questions on the live theatre part of the exam paper.

They must understand:

- The plot of the play
- The actors and the characters that they play. They must evaluate the actor's performance in terms of vocal and physical skills as well as their characterisation.
- Students need to revise how the production was designed and staged using **Lighting, Sound, Costume, Props and stage furniture, Staging and Set.**

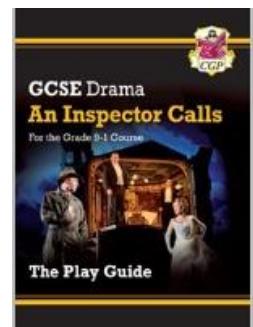



Student must have a full set of notes on each section and must also ensure they also complete a 500-word summary of their notes that they can take into the exam.

Assessment weighting:

40% Component 1 Devising

20% Component 2 Performance of a text

40% Component 3 Written Examination



The HOCA for Performing Arts is Mrs A Green (AGreen@alechunter.com) and the Drama Lead is Miss Bol. Please contact either for further guidance and support.

❖ Music - Educas

GCSE Music consists of 3 components, Performance, Composition and Appraising.

The performance coursework requires **two** performances, a **solo piece** and an **ensemble piece**. Together, both performances should last 4-6 minutes with at least one minute of ensemble playing. In order to effectively prepare for performance assessments, it is essential that student regularly practise their performance pieces each day. The composition coursework requires that students submit **two** recorded and notated compositions. One of their own choice and one from a chosen brief set by the exam board.

Students will be required to submit;

1. A recording of their composition.
 2. A score or a detailed written description of the music plus a lead sheet outlining the melody, chords, structure and compositional devices.
 3. A non-assessed composition log. Students are required to complete a signed log for each composition, outlining the process of development and refinement.
- Students should ensure that they plan their time to allow them to have adequate time to record their pieces effectively.

The Listening and Appraising paper requires you to answer **Eight** questions in total, **two** on each of the four areas of study;

- Area of study 1: **Musical Forms and Devices**
- Area of study 2: **Music for Ensemble**
- Area of study 3: **Film Music**
- Area of study 4: **Popular Music**

Two of the eight questions are based on the set works;

- Badinerie: Bach
- Africa: Toto

Assessment weighting:

40% Exam – 1 listening and appraising exam (1.15 hour long)

30% Performance - Examination of two performances to be recorded during Year 11.



30% Non-Examined Assessment – 2 Compositions (Brief and free) to be submitted with a score and a recording.

Key websites and revision resources:

<https://resources.eduqas.co.uk/Pages/ResourceSingle.aspx?rId=1446>

<https://www.bbc.co.uk/bitesize/examspecs/zbmct39>

Revision resources:



The course leader is Mrs A Green (AGreen@alechunter.com) who will be happy to give further guidance and support.

❖ Pearson BTEC Level 1/Level 2 Tech Award in Travel & Tourism

Components

Learners are required to complete and achieve all 3 components in the qualification.

Pearson BTEC Level 1/Level 2 Tech Award in Travel and Tourism				
Component number	Component title	GLH	Level	How assessed
1	Travel and Tourism Organisations and Destinations	36	1/2	Internal
2	Customer Needs in Travel and Tourism	36	1/2	Internal
3	Influences on Global Travel and Tourism	48	1/2	External Synoptic

Components 1 and 2 are assessed through non-exam internal assessment which consists of 5 mini assignments for each unit completed under exam conditions. The majority of the students have already completed Unit 1 and have been awarded a grade by the exam board for this unit. The Unit 2 assignments will be completed by Christmas.

There is one external assessment, Component 3, which provides the main synoptic assessment for the qualification. This is in the form of an exam which will be taken in June 2024.

Resources.

[Dr Hayley Stainton](#) - YouTube channel of 'The Tourism Teacher', containing a wide range of travel and tourism related videos.

Current affairs, news, and travel programmes on the television.

The course leaders are Mr Moreno (CMoreno@alechunter.com) and Miss Williams (GWilliams@alechunter.com) who are able to assist parents and students to provide help and support if required.

College & Sixth Form Open Events 2024-2025

<p><u>The Sixth Form College, Colchester</u> www.colchsfc.ac.uk</p> <p>Wednesday 23rd October 2024 - 6.15pm to 9.00pm Thursday 24th October 2024 – 6.15pm to 9.00pm</p> <p><i>Applications will open online from 25th October 2024 and will close on the 31st January 2025</i></p>	<p><u>Braintree Sixth Form</u> www.braintreesixthform.com</p> <p>Wednesday 6th November 2024 – 6.00pm to 8.00pm</p> <p><i>Applications will open online from 7th November 2024 and will close on the 31st January 2025</i></p>
<p><u>Helena Romanes Sixth Form</u> www.helena-romanes.essex.sch.uk</p> <p>Wednesday 13th November 2024 5.30pm-8.00pm</p>	<p><u>Stansted Airport College</u> www.stanstedairportcollege.ac.uk</p> <p>Saturday 12th October 2024 - 10.00am to 2.00pm Thursday 23rd January 2025– 5.00pm to 8.00pm Wednesday 7th May 2025 – 5.00pm to 8.00pm</p>
<p><u>Chelmsford College</u> www.chelmsford.ac.uk</p> <p>Wednesday 9th October 2024– 6.00pm to 8.30pm Wednesday 13^h November 2024– 6.00pm to 8.30pm Wednesday 5th February 2025 - 6.00pm to 8.30pm Wednesday 21st May 2025– 6.00pm to 8.30pm</p> <p><u>Writtle College</u> www.aru.ac.uk/writtle-college</p> <p>Saturday 12th October 2024 – 10.00am to 3.00pm Saturday 16th November 2024 – 10.00am to 3.00pm Saturday 1st March 2025 – 10.00am to 2.00pm Wednesday 4th June 2025 – 4.00pm to 8.00pm</p>	<p><u>Colchester Institute</u> www.colchester.ac.uk</p> <p>Colchester Campus</p> <p>Saturday 19th October 2024 – 10.00am to 1.00pm Tuesday 22nd October 2024 – 5.00pm to 8.00pm Thursday 24th October 2024 – 5.00pm to 8.00pm Thursday 23rd January 2025 – 5.00pm to 8.00pm</p> <p>Braintree Campus</p> <p>Monday 21st October 2024 – 5.00pm to 8.00pm Saturday 9th November 2024 – 10.00am to 1.00pm Tuesday 21st January 2025 – 5.00pm to 7.00pm Thursday 8th May 2025 – 5.00pm to 7.00pm</p> <p>Apprenticeship Events (Colchester)</p> <p>13th February & 19th June 2025 – 5.00pm to 7.00pm</p>

Essential Contacts

Senior Leaders

Mr H Birley	Deputy Headteacher	HBirley@alechunter.com
-------------	--------------------	--

Year 11

Mr T Holland	Head of Year	THolland@alechunter.com
Mrs C Johnson	Student Support Leader	CJohnson@alechunter.com
Mrs V Porter	Student Support Leader	VPorter@alechunter.com

Subjects

English	Head of English	Miss C Schunmann	CSchumann@alechunter.com
	Deputy English Lead	Miss E Thomson	EThomson@alechunter.com
Maths	Head of Maths	Mrs K Baird	KBaird@alechunter.com
	Assistant Maths Lead		SBenn@alechunter.com
Science	Head of Science	Mr L Fernandez	LFernandez@alechunter.com
	Deputy Science Lead	Mr T Potter	TPotter@alechunter.com
	Assistant Science Lead	Mrs R Harding	RHarding@alechunter.com
Humanities	Head of History	Miss E Depper	EDepper@alechunter.com
	Head of RPE	Mr C David	CDavid@alechunter.com
	Head of Geography	Mrs C Hughes	CHughes@alechunter.com
Modern Foreign Languages	Head of MFL	Mrs I Peralta Jimenez	IPeralta@alechunter.com
Technology	Head of Technology	Mr J Todd	JTodd@alechunter.com
Art	Head of Art	Mrs D De Kadar	DDeKadar@alechunter.com
P.E	Head of PE	Mr G Edwards	GEdwards@alechunter.com
Performing Arts	Head of Performing Arts	Mrs A Green	AGreen@alechunter.com
	Drama Lead	Miss Bol	Abol@alechunter.com
ICT and Computer Science	Head of ICT	Ms K Judson	KJudson@alechunter.com
	Assistant Computer Science Lead	Mr J Costin	JCostin@alechunter.com
Vocational and Business Studies	Head of Vocational and Business Studies	Ms K Judson	KJudson@alechunter.com
Learning Support	SENCO	Mrs C Gillett	CGillett@alechunter.com
Learning for Life and Citizenship	Coordinator	Mrs D Hewes	DHewes@alechunter.com

Year 11 Parents' Information Evening
Thursday 19th September 2024
Room Information

	Room
Make Happen	A1
The Sixth Form Colchester	A3
Colchester Institute	A4
Witham Sixth Forms	B1
Braintree Sixth Form	B2
Helena Romanes Sixth Form	B3
Writtle University College	B4
Chelmsford College	B5
Stansted Airport College	B6

English and History	L3
Maths	Library
Science	L7
Vocational and Computer Science	Learning Village
PE and Sports Coaching	D6
Music	D6
Drama	D6
MFL	L6
Geography and RPE	L5
Technology Subjects and Child Development	D8 and D5
Art	L2